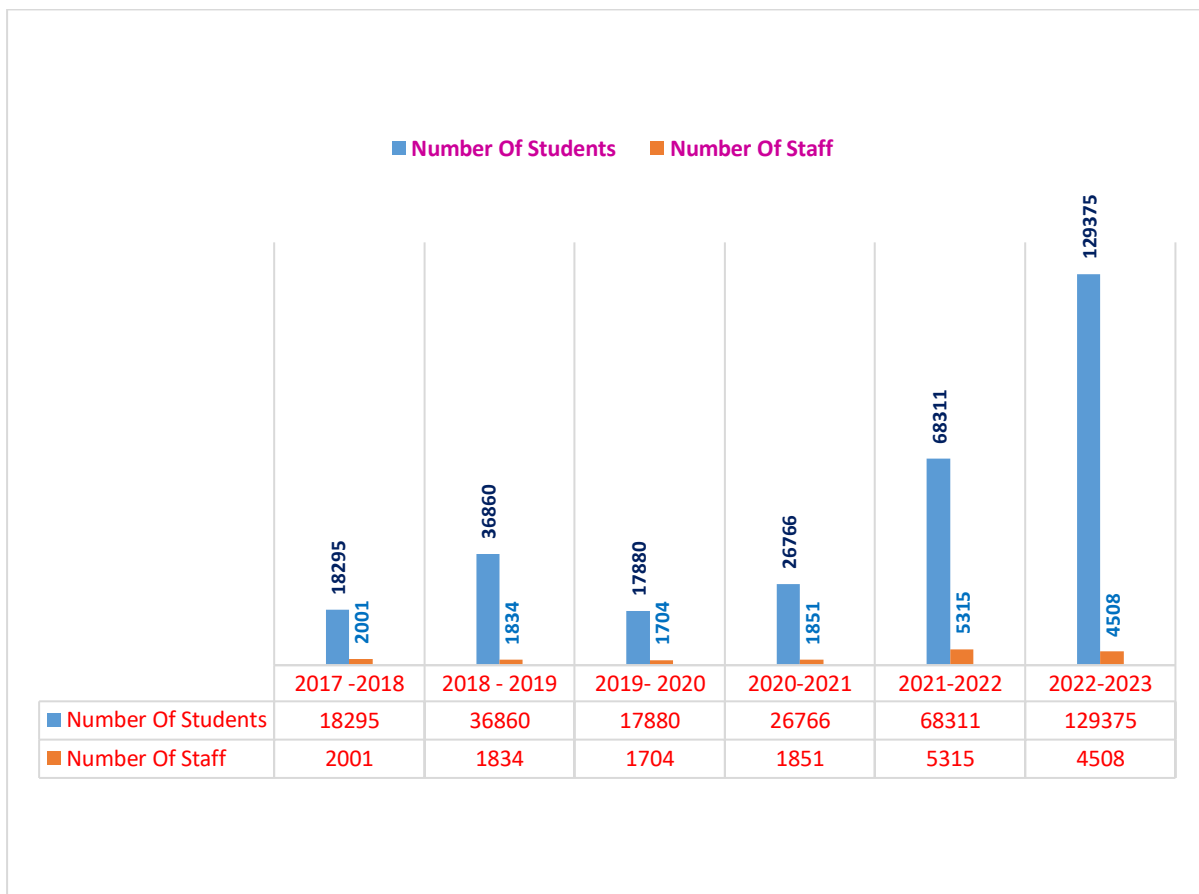


LIBRARY USER 2017-2023

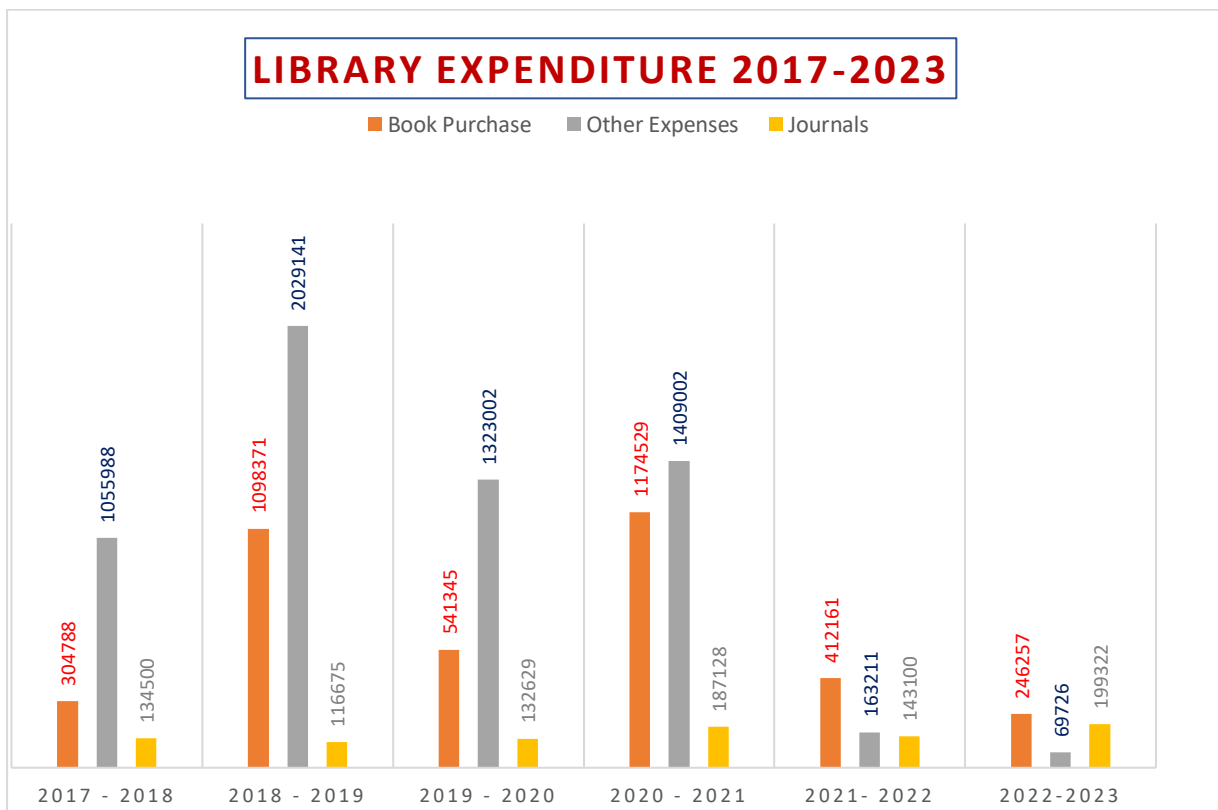
Year's	Number of Students	Number of Staff	Total User's
2017 -2018	18295	2001	20296
2018 - 2019	36860	1834	38694
2019- 2020	17880	1704	19584
2020-2021	26766	1851	28617
2021-2022	68311	5315	73626
2022-2023	129375	4508	133883



Six Years Comparison 2017-2023

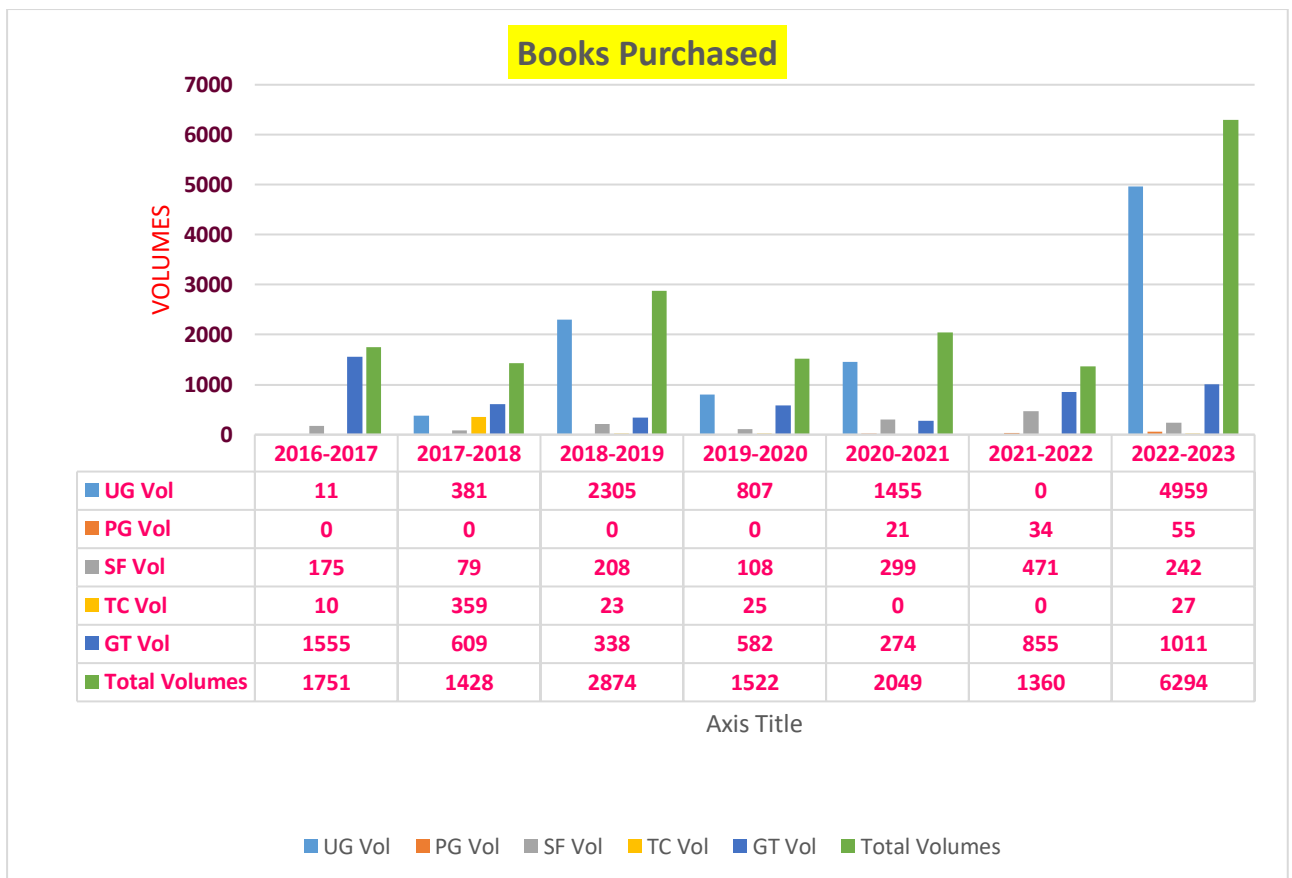
Books Purchased & Other Expenses

Year	Total Vol.	Book Purchase	Other Expenses	Journals	Total Amount
2017 - 2018	819	304788	1055988	134500	1495276
2018 - 2019	2588	1098371	2029141	116675	3244187
2019 - 2020	994	541345	1323002	132629	1996976
2020 - 2021	1855	1174529	1409002	187128	2770659
2021- 2022	524	412161	163211	143100	718472
2022-2023	323	246257	69726	199322	515305
Total Expenses					10740875



Seven Years Books Purchased Break up: 2016-2023

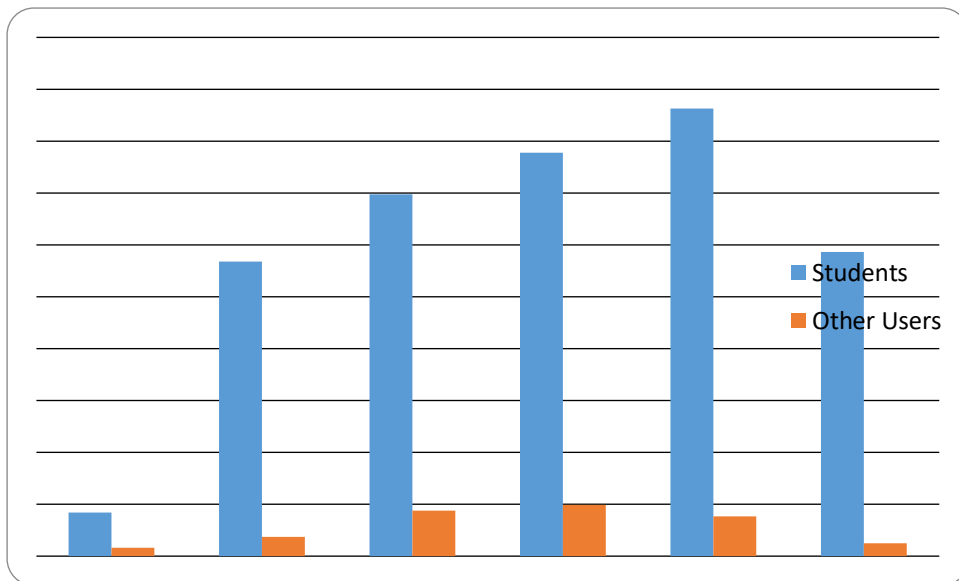
Year	UG Vol	PG Vol	SF Vol	TC Vol	GT Vol	Total Volumes
2016-2017	11	-	175	10	1555	1751
2017-2018	381	-	79	359	609	1428
2018-2019	2305	-	208	23	338	2874
2019-2020	807	-	108	25	582	1522
2020-2021	1455	21	299	-	274	2049
2021-2022	-	34	471	-	855	1360
2022-2023	4959	55	242	27	1011	6294
TOTAL	4959	110	1582	444	5224	12319



National College (Autonomous)

Resources Center

User statistics Jun-Nov-2018



Total Library
Users (Students)-
17880

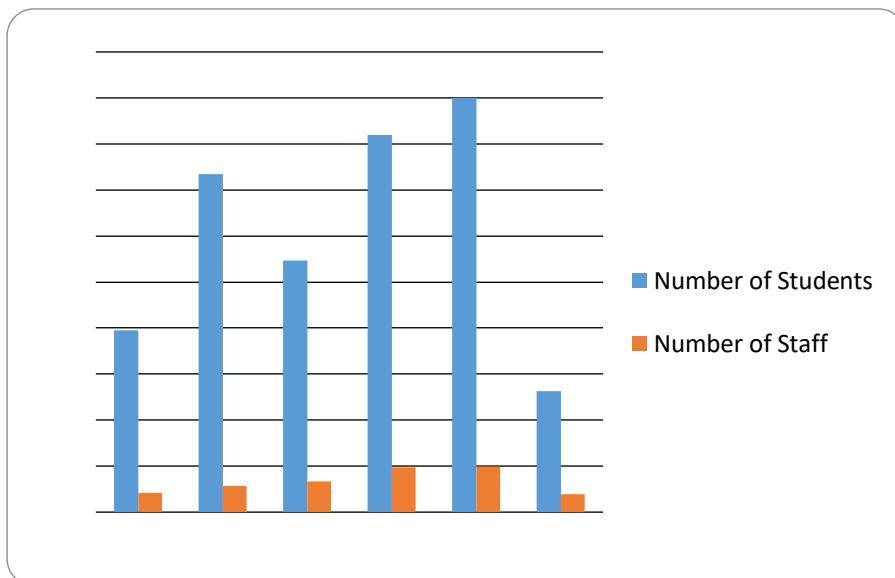
Total Library
Users (Others) -
1704

National College (Autonomous)

Resources Center

User statistics Nov- 2018 to Apr-2019

Sl.No	Months	Number of Students	Number of Staff
1	Nov	1975	210
2	Dec	3671	282
3	Jan	2735	337
4	Feb	4100	484
5	Mar	4499	496
6	Apr	1315	192
Total		18295	2001

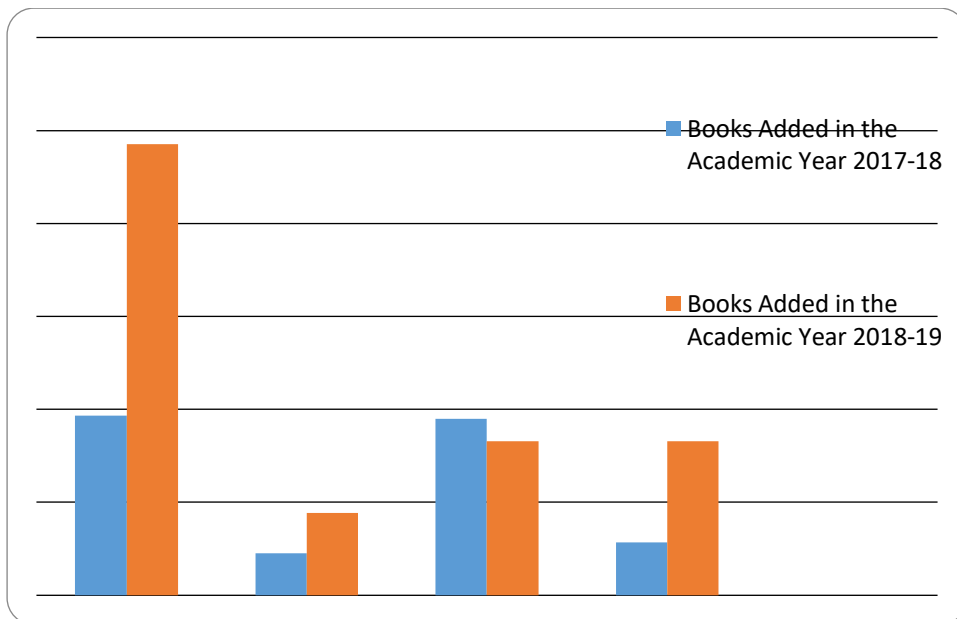


National College (Autonomous)

Resources Center

User statistics Jun-2018 to Apr-2019

Sl.No	Category	Books Added in the Academic Year	
		2017-18	2018-19
1	UGC-UG	387	971
2	Special Fees	90	177
3	TC Books	379	332
4	GT (Gift Books)	114	331
5	UGC-PG	0	0
Total		970	1811

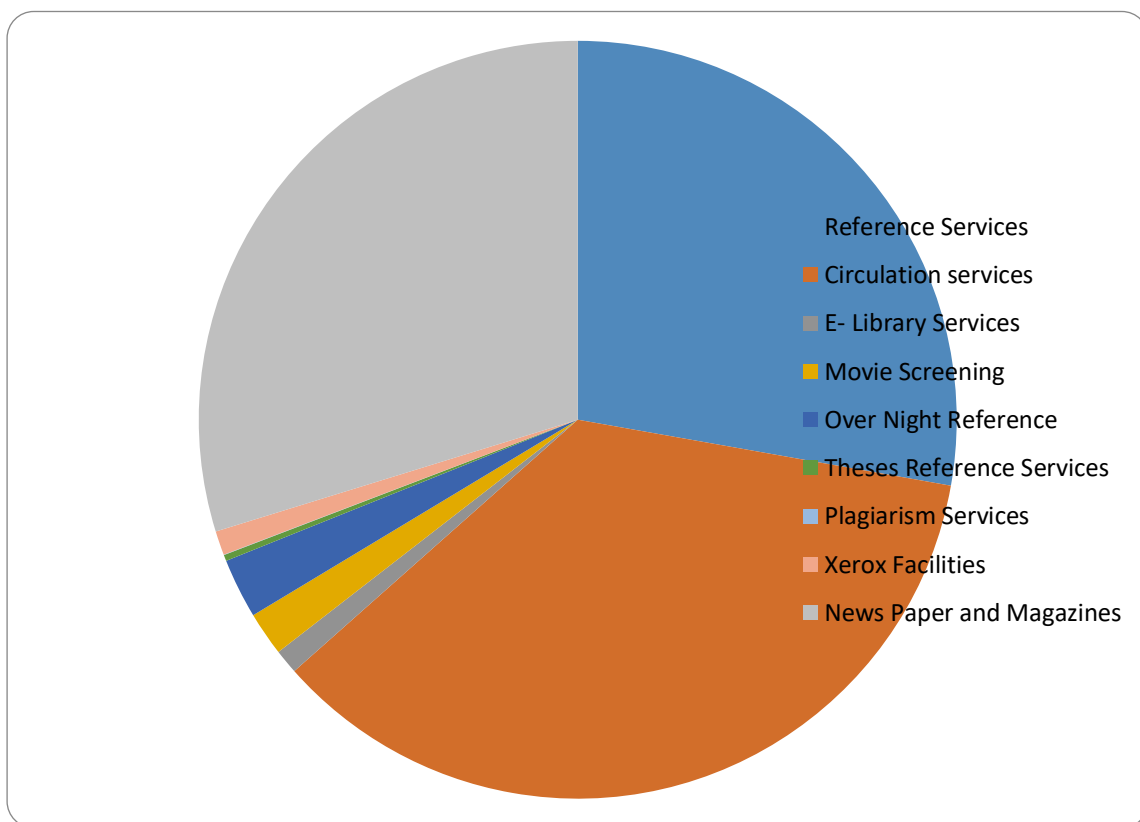


National College (Autonomous)

Resource Center

Users Utilization Statistics Nov- Apr-2019

Sl.No	Services	No. of Users Utilized
1	Reference Services	8415
2	Circulation services	10802
3	E- Library Services	316
4	Movie Screening	568
5	Over Night Reference	773
6	Theses Reference Services	79
7	Plagiarism Services	5
8	Xerox Facilities	312
9	News Paper and Magazines	9015

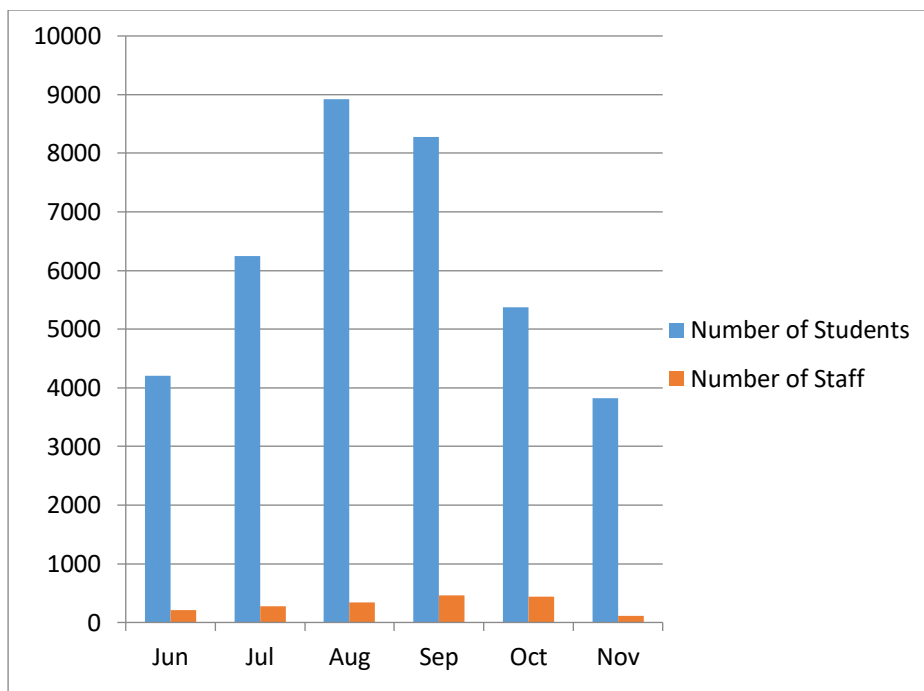


National College (Autonomous)

Resources Center

User Statistics Jun-2019-Nov-2019

Sl.No	Months	Number of Students	Number of Staff
1	Jun	4211	216
2	Jul	6252	271
3	Aug	8918	339
4	Sep	8283	461
5	Oct	5377	435
6	Nov	3819	112
Total		36860	1834



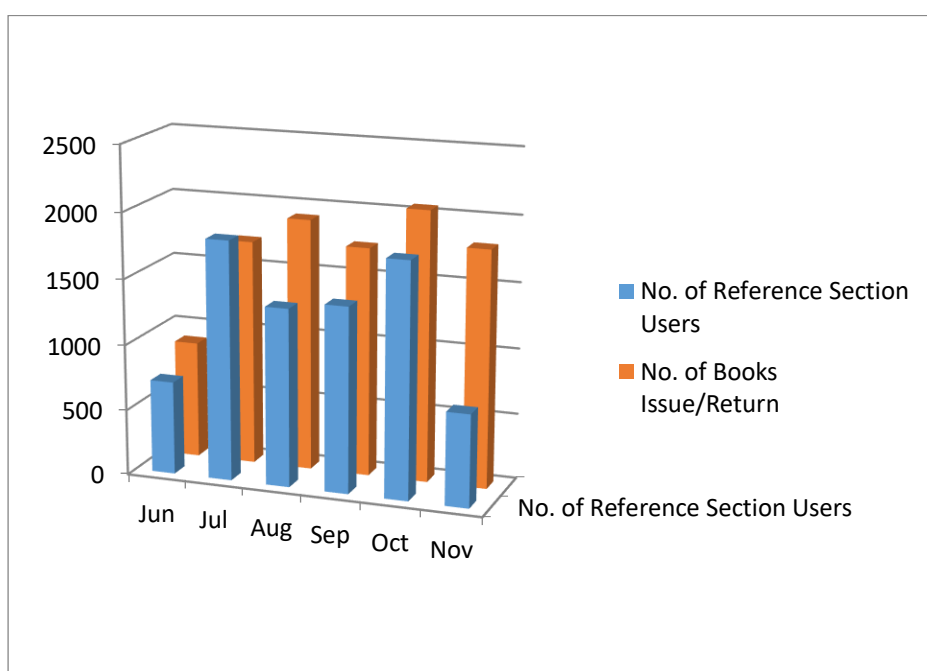
National College (Autonomous)

Resources Center Books Issue / Return and Reference

User Statistics Jun-2019-Nov-2019

Sl.No	Months	No. of Reference Section Users	No. of Books Issue/Return
-------	--------	--------------------------------	---------------------------

1	Jun	710	890
2	Jul	1822	1712
3	Aug	1355	1913
4	Sep	1412	1738
5	Oct	1788	2053
6	Nov	709	1801
		7796	10107

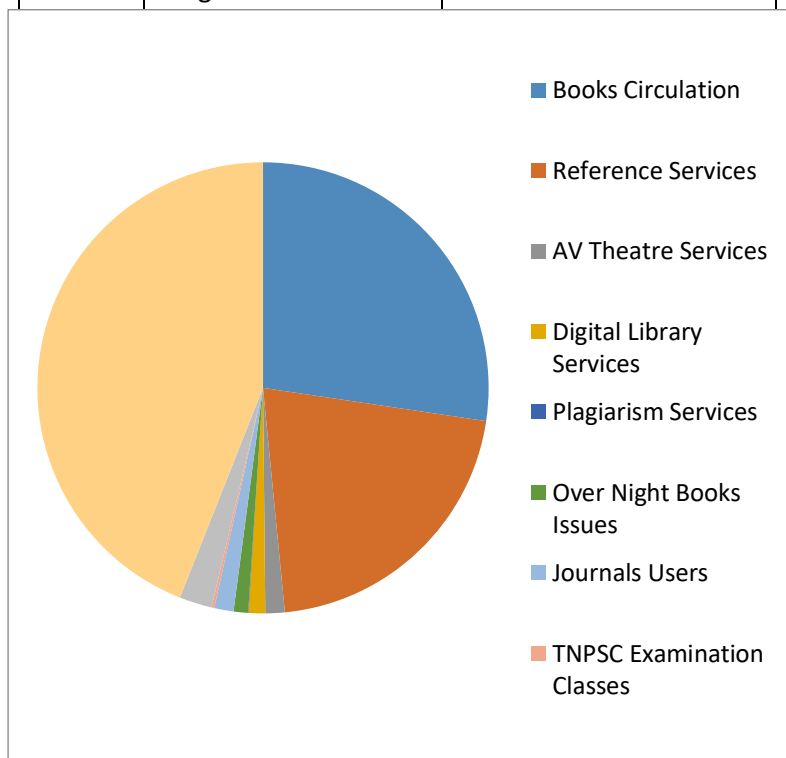


National College (Autonomous)

Resource Center Users Utilizations Jun-Nov-2019

Sl.No	Services	No. of Users
1	Books Circulation	10107
2	Reference Services	7796
3	AV Theatre Services	512
4	Digital Library Services	434

5	Plagiarism Services	14
6	Over Night Books Issues	384
7	Journals Users	510
8	TNPSC Examination Classes	73
9	Xerox Facility	862
10	News Papers and Magazines	16256



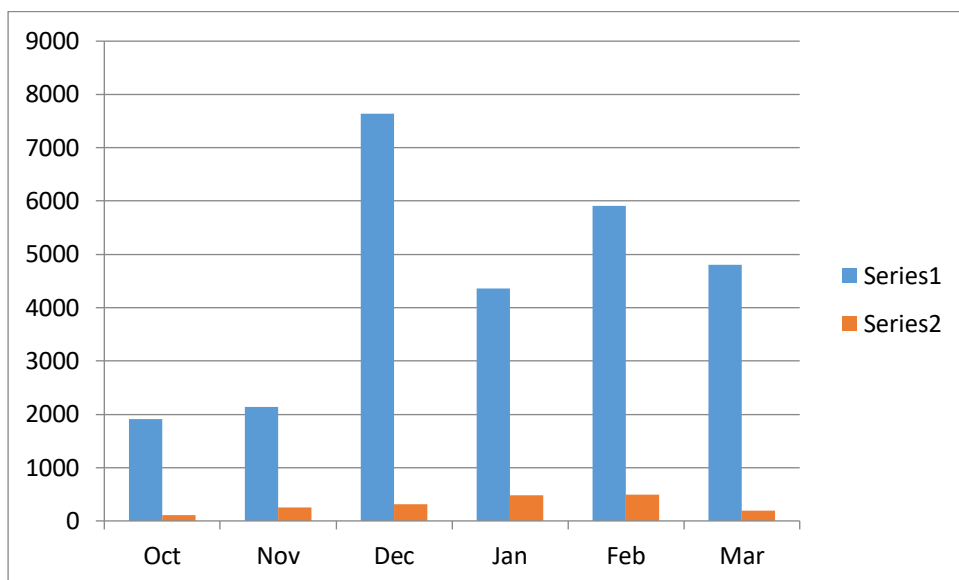
National College (Autonomous)

Central Library Visitor Register Statistics

Even Semester Oct 2019 to Mar-2020

Sl.No	Months	Number of Students	Number of Staff
1	Oct	1910	110
2	Nov	2138	252
3	Dec	7640	317
4	Jan	4358	484
5	Feb	5910	496

6	Mar	4810	192
Total		26766	1851

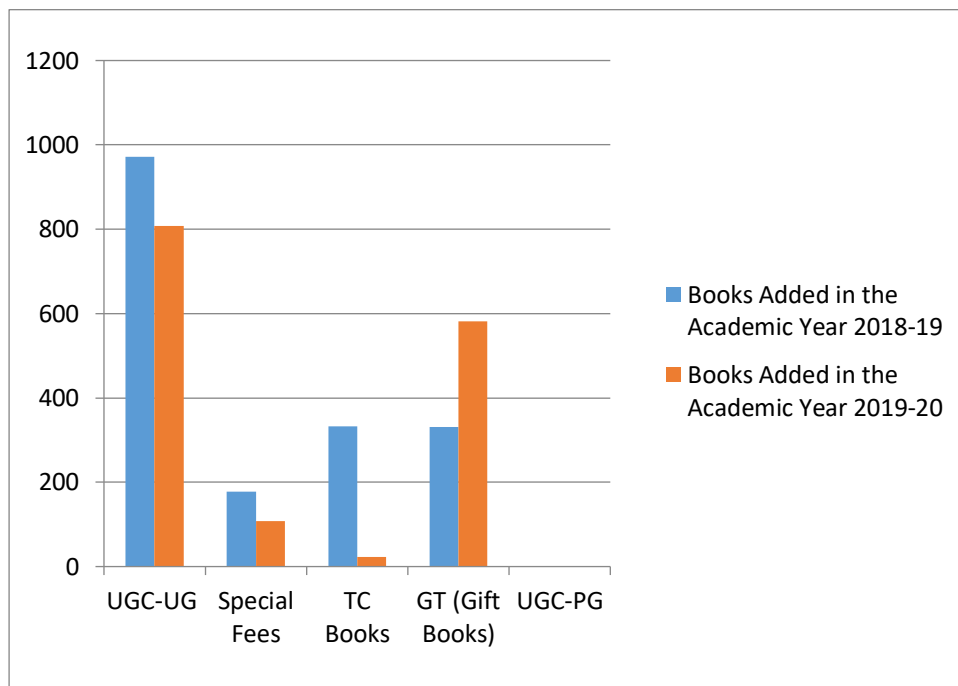


National College (autonomous)

Central Library Books Added in the Academic year 2019-2020

Sl.No	Category	Books Added in the Academic Year	
		2018-19	2019-20
1	UGC-UG	971	807
2	Special Fees	177	108
3	TC Books	332	23
4	GT (Gift Books)	331	582

5	UGC-PG	0	0
Total		1811	1520

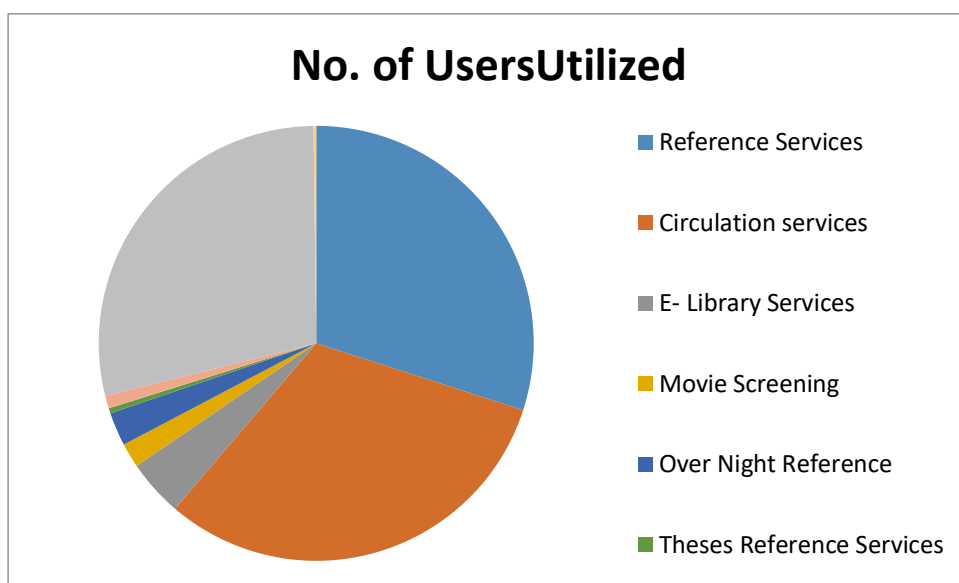


National College (Autonomous)

Central Library User Services and its Utilization Oct-2019 to Mar-2020

Sl.No	Services	No. of Users Utilized
1	Reference Services	9415
2	Circulation services	9824
3	E- Library Services	1325
4	Movie Screening	573
5	Over Night Reference	782
6	Theses Reference Services	123
7	Plagiarism Services	7

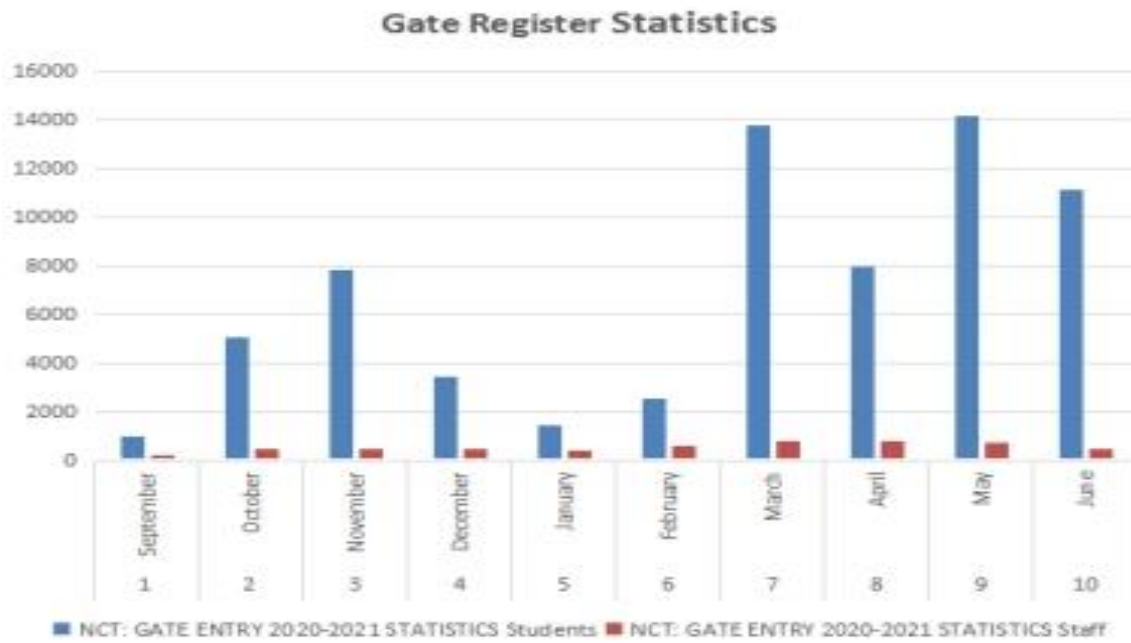
8	Xerox Facilities	285
9	News Paper and Magazines	9015
10	Typewriting Institute	62



**NCT: GATE ENTRY 2021-2022
STATISTICS**

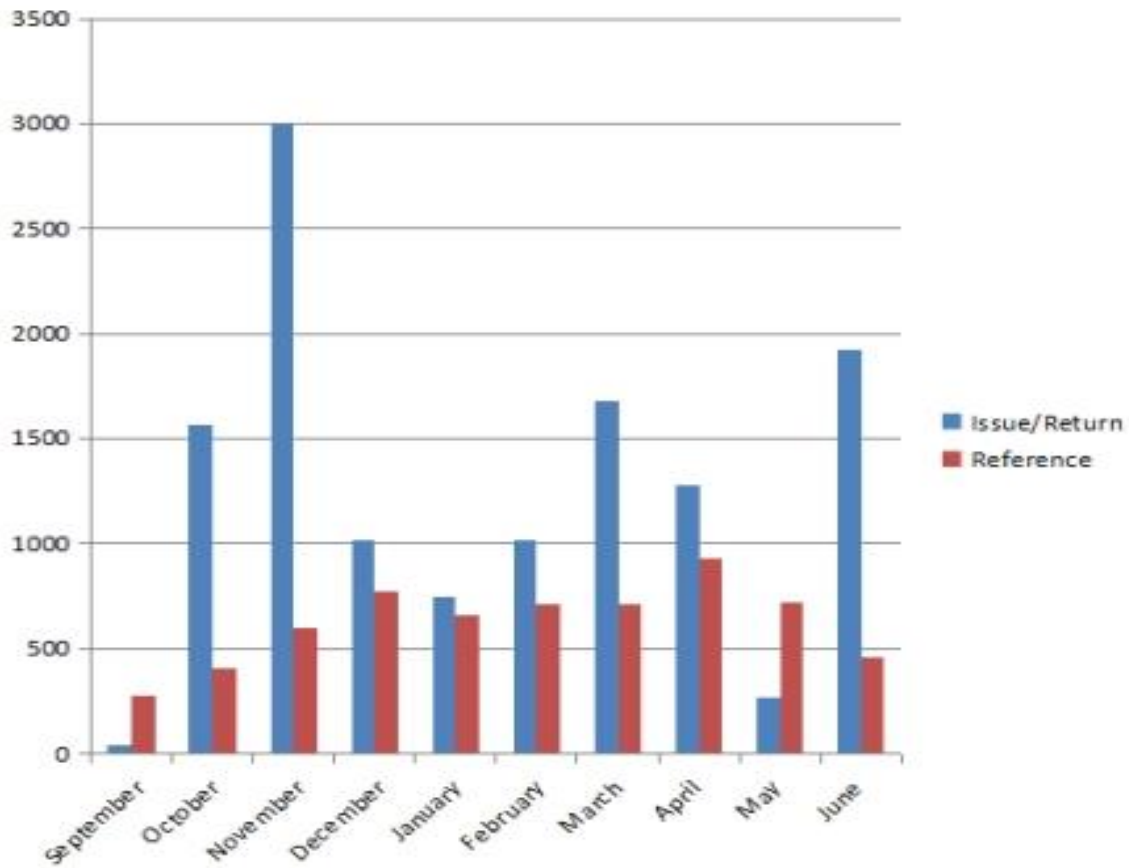
Sl.No	Month	Students	Staff
1	September	991	208
2	October	5046	487
3	November	7840	479
4	December	3442	460
5	January	1407	393
6	February	2513	572
7	March	13789	798
8	April	7966	768
9	May	14198	687
10	June	11119	463

Total	68311	5315
--------------	--------------	-------------



NCT: BOOKS ISSUE / RETURN STATISTICS: 2020-21

Sl.No	Month	Issue/Return	Reference
1	September	43	274
2	October	1570	409
3	November	2992	594
4	December	1019	772
5	January	750	656
6	February	1014	708
7	March	1682	713
8	April	1275	926
9	May	264	719
10	June	1924	457
Total		12533	6228

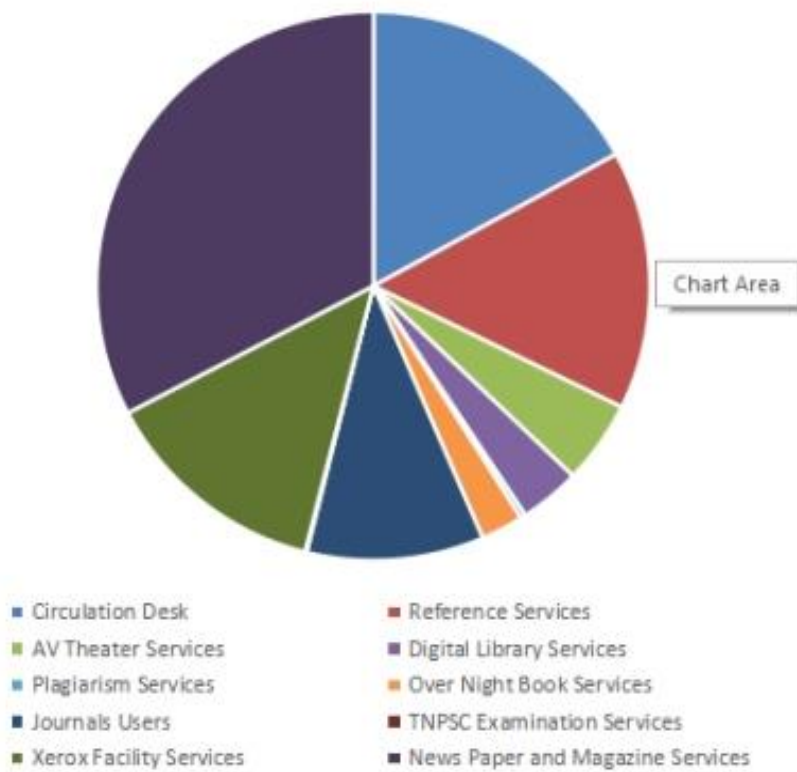


NCT: SERVICES AND UTILIZATION: 2020-21

S.NO	SERVICES	NO.OF.USERS
1	Circulation Desk	12533
2	Reference Services	11228
3	AV Theater Services	3605
4	Digital Library Services	2630
5	Plagiarism Services	226
6	Over Night Book Services	1830
7	Journals Users	7612
8	TNPSC Examination Services	77
9	Xerox Facility Services	9848
10	News Paper and Magazine Services	24037
Total Users		73626

Library Annual Meet report:

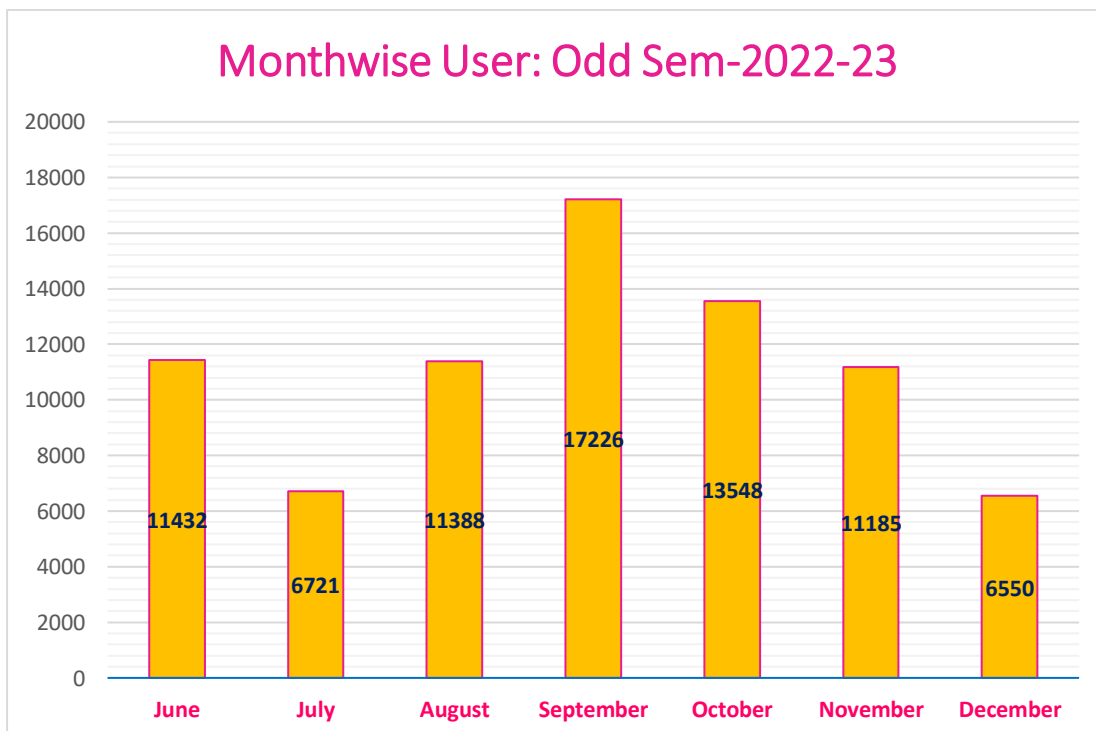
NO.OF.USERS



Academic year -2022-2023

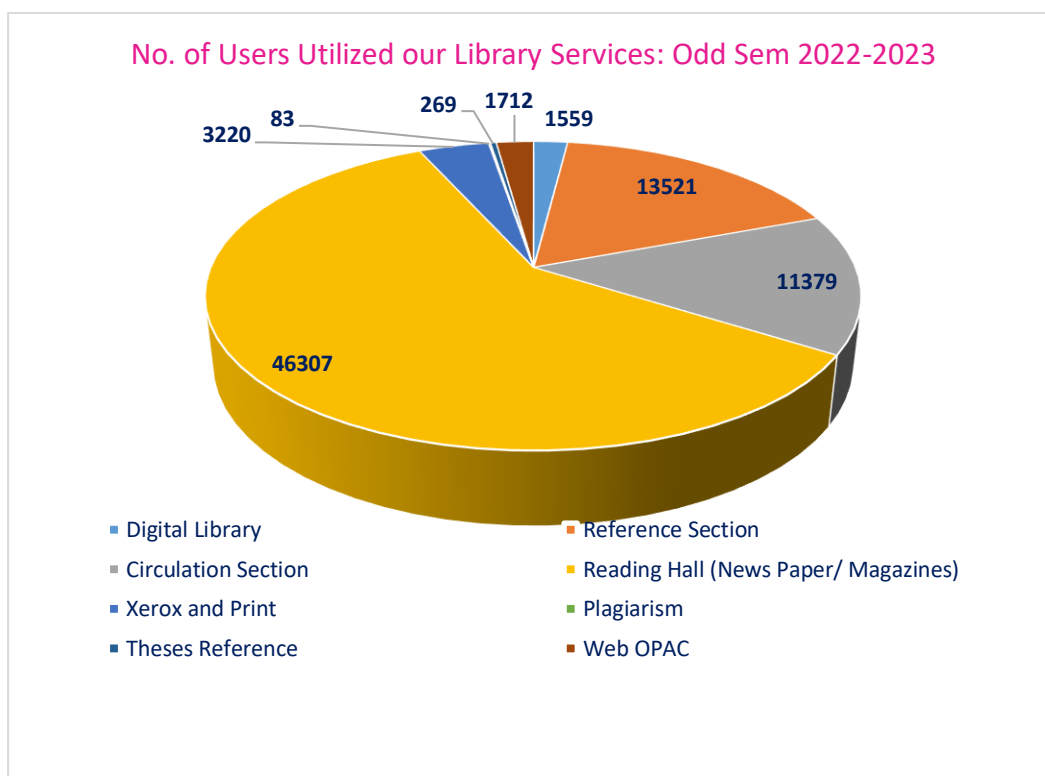
Odd Semester: 2022-23

Department of Library Month wise Users: Odd Semester-2022-23		
Sl.No	Month	Month wise Utilization
1	June	11432
2	July	6721
3	August	11388
4	September	17226
5	October	13548
6	November	11185
7	December	6550
Total		78050



Department of Library Services and Utilization: Odd Semester-2022-23
National College (Autonomous)
Tiruchirappalli-620001

Sl.No	Services	No. of Users Utilized our Library Services
1	Digital Library	1559
2	Reference Section	13521
3	Circulation Section	11379
4	Reading Hall (News Paper/ Magazines)	46307
5	Xerox and Print	3220
6	Plagiarism	83
7	Theses Reference	269
8	Web OPAC	1712
Total		78050

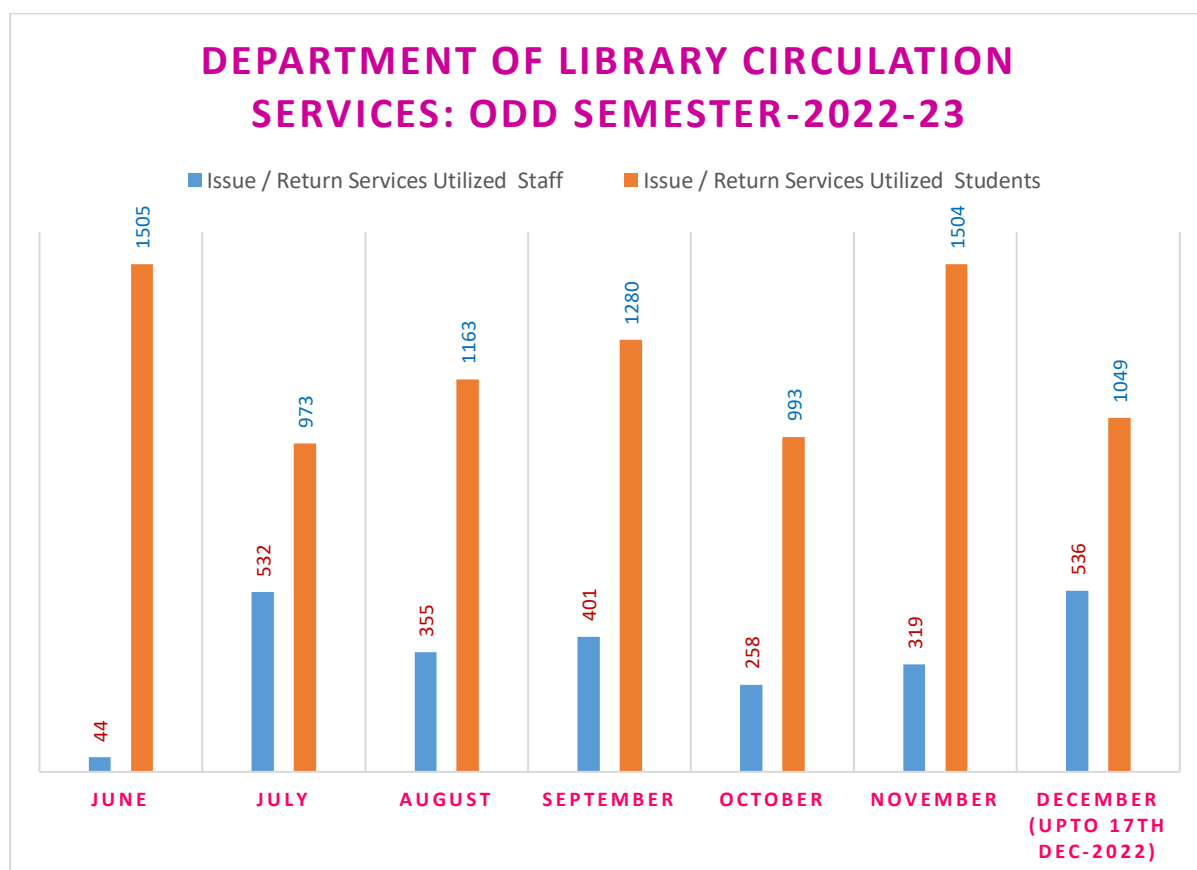


Circulation Services: Odd Semester-2022-23

National College (Autonomous)

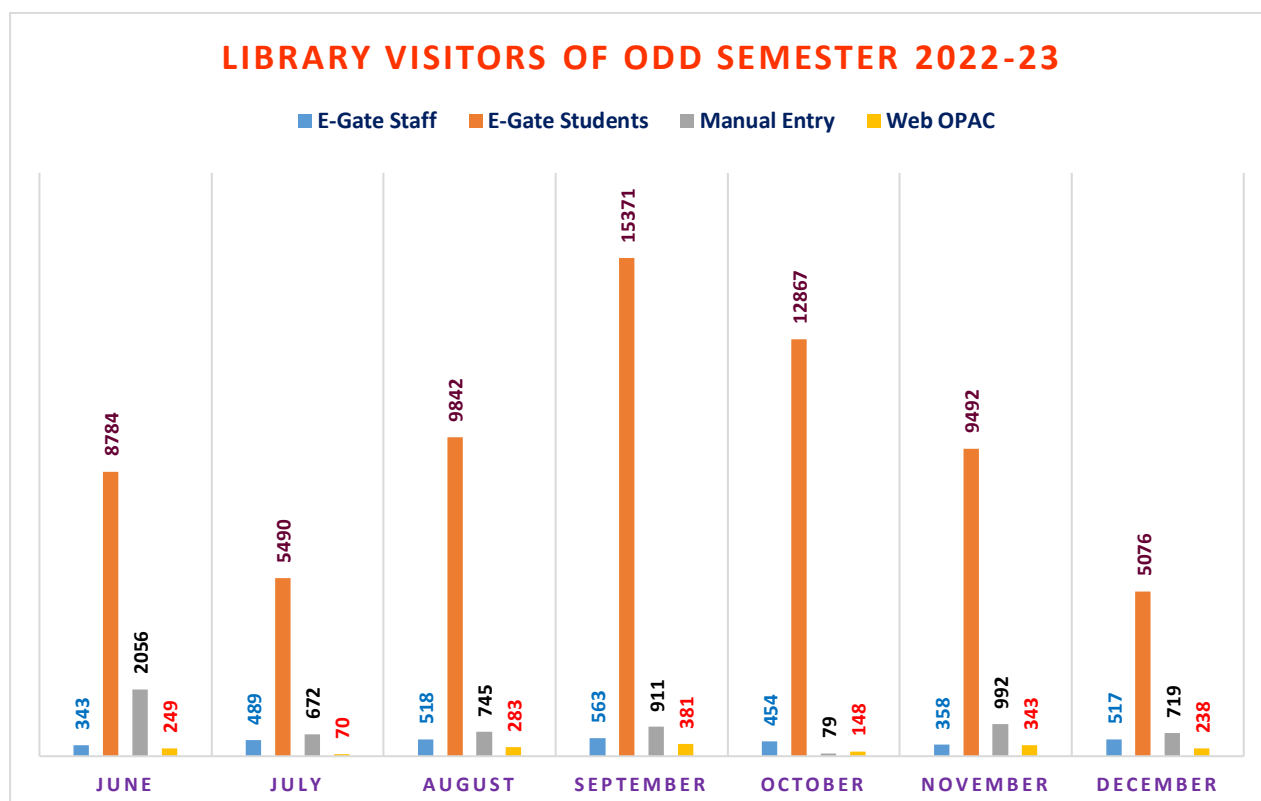
Tiruchirappalli-620001

Sl. No	Month (2022)	Issue / Return Services Utilized		Total
		Staff	Students	
1	June	44	1505	1549
2	July	532	973	1505
3	August	355	1163	1518
4	September	401	1280	1681
5	October	258	993	1251
6	November	319	1504	1823
7	December (up to 17th Dec-2022)	536	1049	1585
Total		2445	8467	10912



Department of Library (Visitors of ODD Semester 2022-23)
National College (Autonomous), Tiruchirappalli-620001

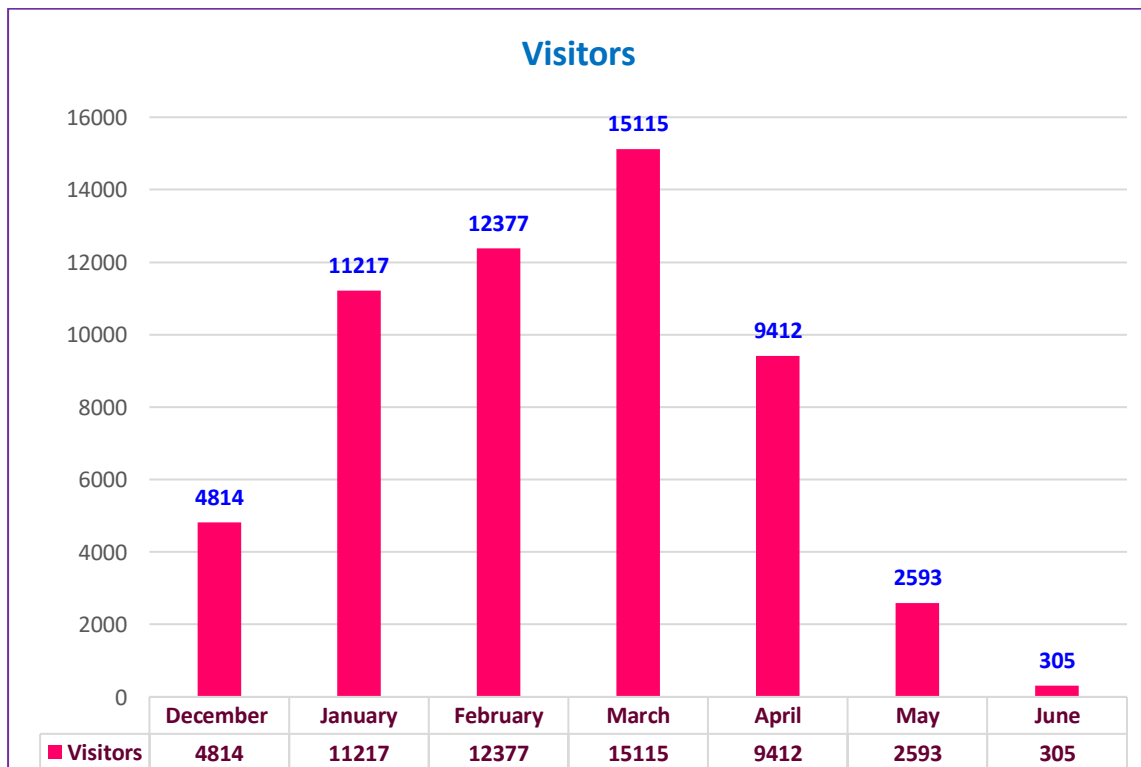
Sl. No	Month (2022)	E-Gate		Manual Entry	Web OPAC	Total Visitors
		Staff	Students			
1	June	343	8784	2056	249	11432
2	July	489	5490	672	70	6721
3	August	518	9842	745	283	11388
4	September	563	15371	911	381	17226
5	October	454	12867	79	148	13548
6	November	358	9492	992	343	11185
7	December	517	5076	719	238	6550
Total		3242	66922	6174	1712	78050



Department of Library Month wise Users: Odd Semester-2022-23
National College (Autonomous)
Tiruchirappalli-620001

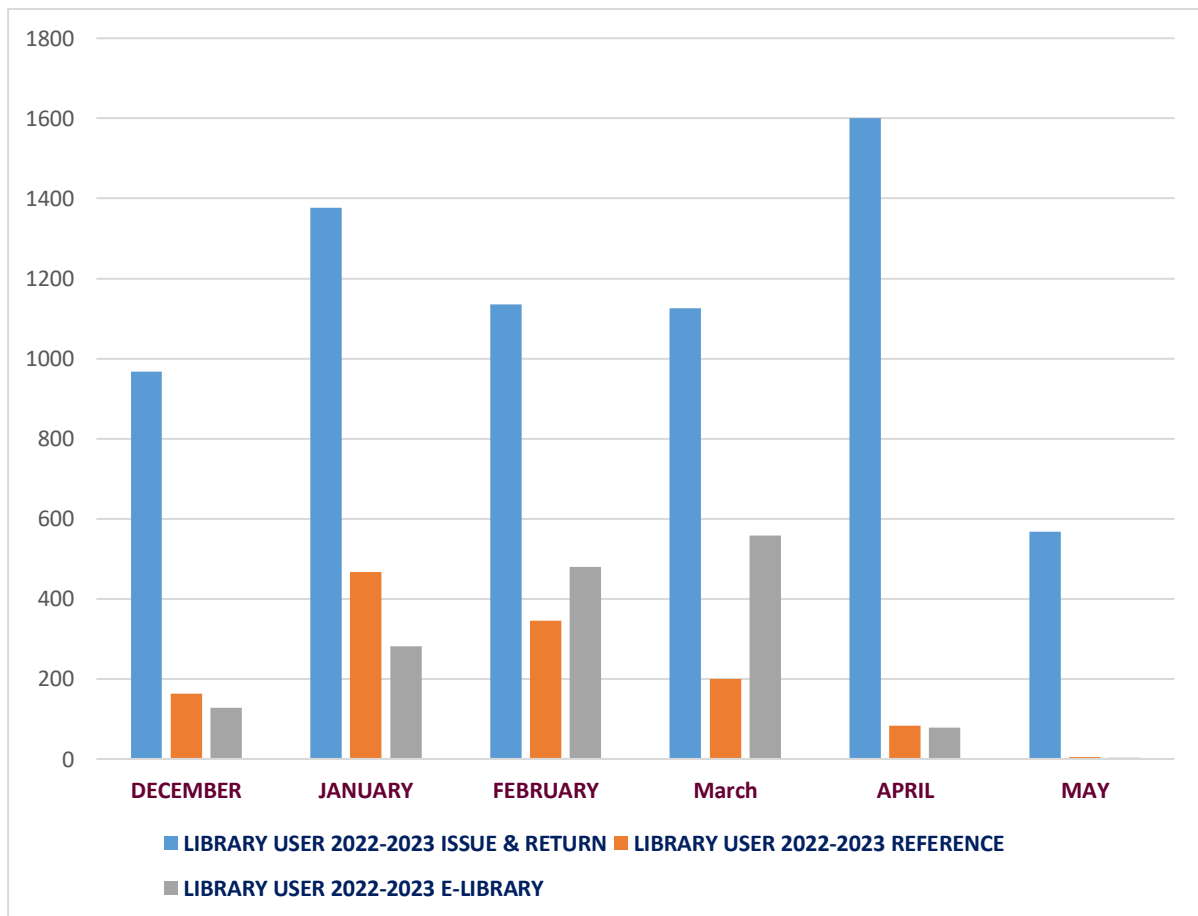
GATE ENTRY 2022-2023 Even Semester

Sl. No	MONTH	STUDENTS	STAFF	Total
1	December	4774	40	4814
2	January	11125	92	11217
3	February	12319	58	12377
4	March	15052	63	15115
5	April	9408	4	9412
6	May	2590	3	2593
7	June	299	6	305
Total		55567	266	55833



LIBRARY –CIRCULATION: 2022-2023 (Even Semester)

MONTH	ISSUE & RETURN	REFERENCE	E-LIBRARY
DECEMBER	967	163	128
JANUARY	1376	467	282
FEBRUARY	1135	345	479
March	1125	199	558
APRIL	1601	83	78
MAY	567	5	3
JUNE	68	120	18
Total	6839	1382	1546



SERVICES AND UTILIZATION: 2022-23 Even Semester

Sl. No	SERVICES	NO.OF USERS
1	Circulation	6743
2	Reference Services	13262
3	AV Theatre Services	1500
4	Digital Library	2638
5	Plagiarism	47
6	Thesis Reference	518
7	JOURNALS USERS	3292
8	TNPSC Services	100
9	Xerox and Printer facility	12500
10	News Paper and Magazines	14425
11	Web OPAC	756
12	Internship Students	26
13	Others from Public	26
Total		55833

